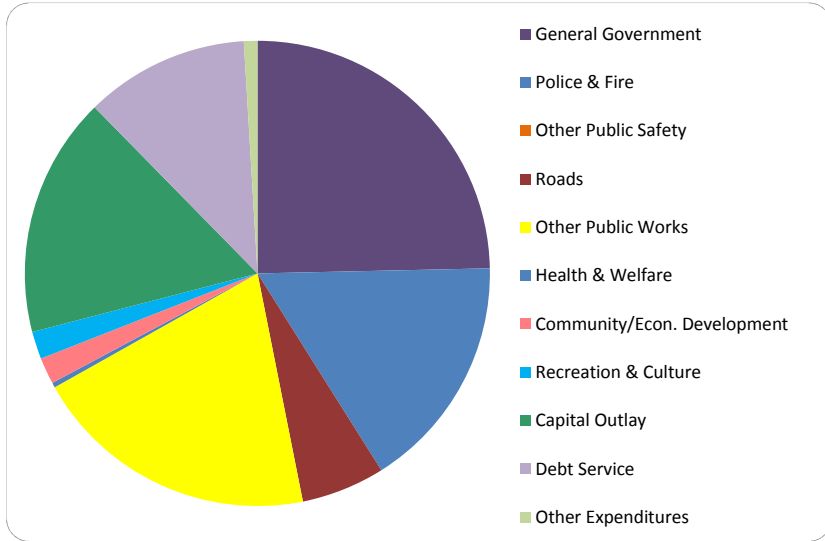


CITIZEN'S GUIDE TO LOCAL UNIT FINANCES - City of Caseville (32-2-015)

EXPENDITURES

1. Where we spend our money (all governmental funds)

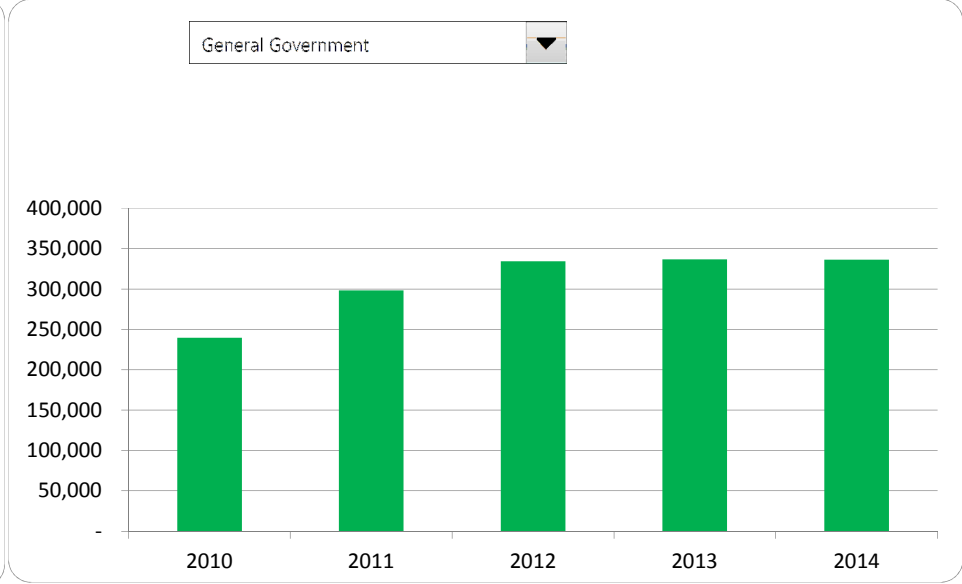
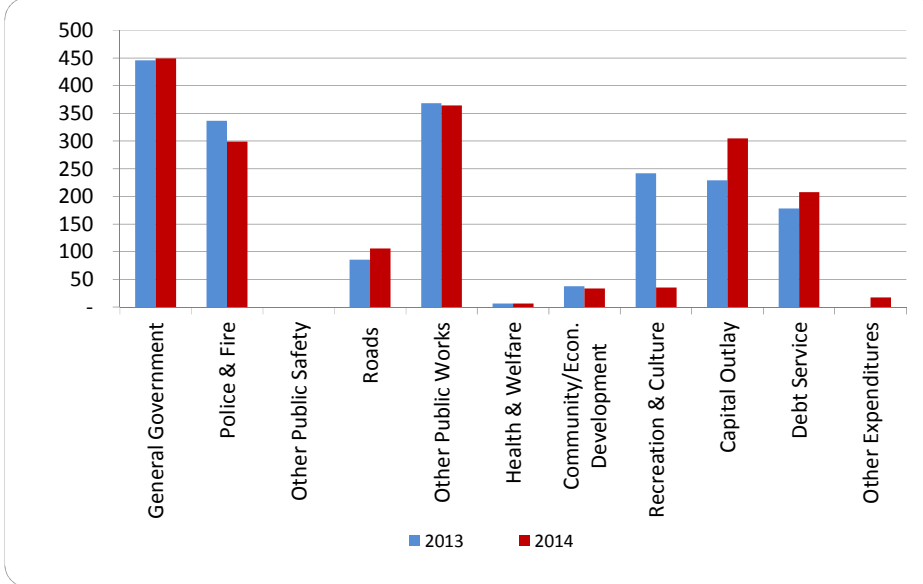
2. Compared to the prior year



	<u>2013</u>	<u>2014</u>	<u>% change</u>
General Government	\$ 336,724	\$ 336,389	-0.10%
Police & Fire	253,966	223,929	-11.83%
Other Public Safety	-	-	#VALUE!
Roads	64,491	79,203	22.81%
Other Public Works	277,869	272,639	-1.88%
Health & Welfare	4,662	4,662	0.00%
Community/Econ. Development	28,326	25,068	-11.50%
Recreation & Culture	182,637	26,284	-85.61%
Capital Outlay	172,728	227,974	31.98%
Debt Service	134,589	155,517	15.55%
Other Expenditures	-	12,861	#VALUE!
Total Expenditures	\$ 1,455,992	\$ 1,364,526	-6.28%

3. Spending per capita - compared to the prior year

4. Historical trends of individual departments:



Commentary:

For more information on our unit's finances, contact Jamie Learman at (989) 856-2102.