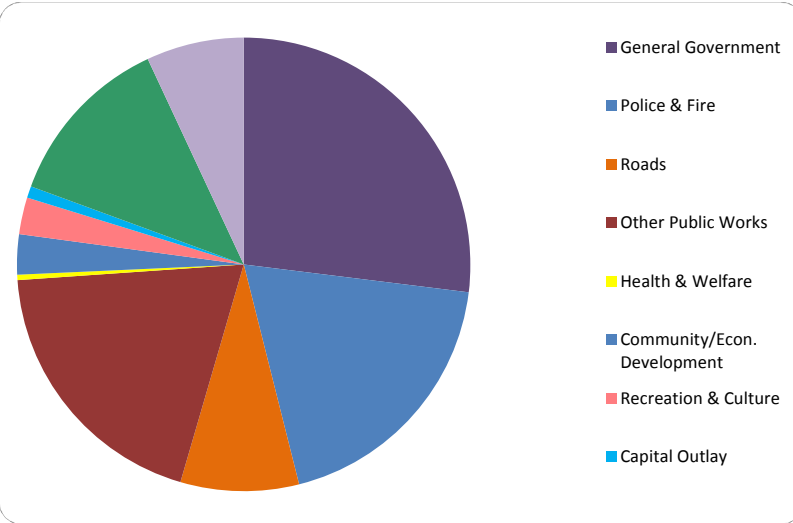


CITIZEN'S GUIDE TO LOCAL UNIT FINANCES - City of Caseville (32-2-015)

EXPENDITURES

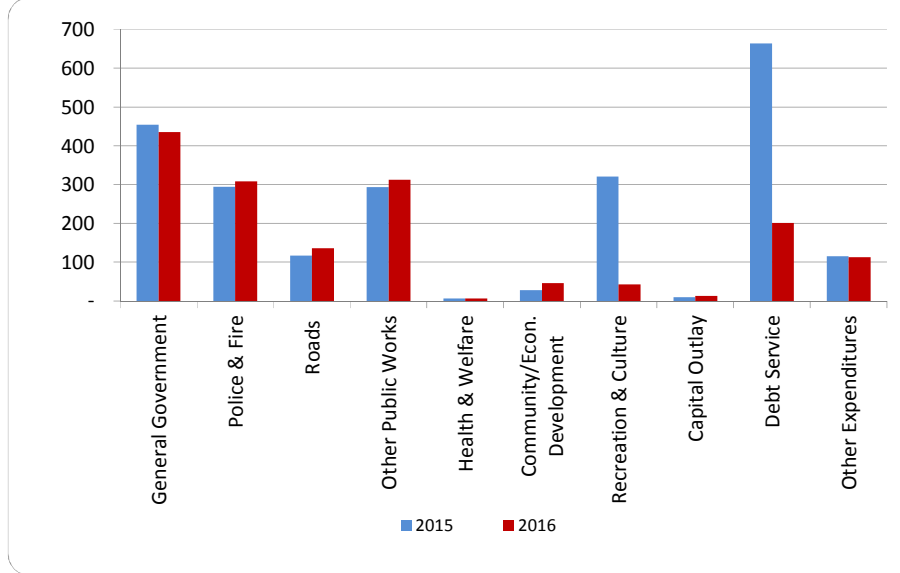
1. Where we spend our money (all governmental funds)



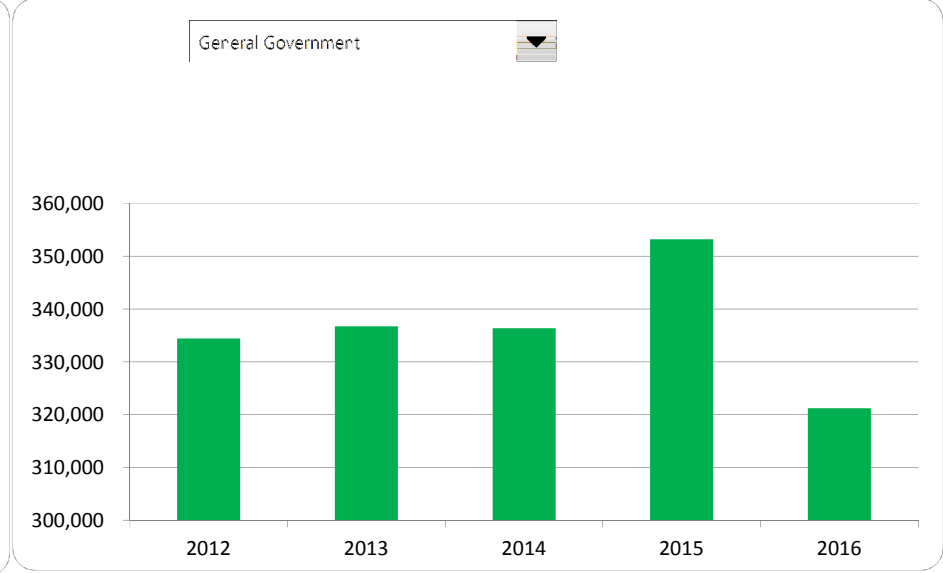
2. Compared to the prior year

	<u>2015</u>	<u>2016</u>	<u>% change</u>
General Government	\$ 353,227	\$ 321,237	-9.06%
Police & Fire	228,707	227,614	-0.48%
Other Public Safety	-	-	N/A
Roads	90,578	100,476	10.93%
Other Public Works	228,086	230,719	1.15%
Health & Welfare	4,662	4,662	0.00%
Community/Econ. Development	21,780	34,142	56.76%
Recreation & Culture	249,220	31,266	-87.45%
Capital Outlay	7,719	9,787	26.79%
Debt Service	515,828	148,151	-71.28%
Other Expenditures	89,377	83,000	-7.13%
Total Expenditures	\$ 1,789,184	\$ 1,191,054	-33.43%

3. Spending per capita - compared to the prior year



4. Historical trends of individual departments:



Commentary:

For more information on our unit's finances, contact Jamie Learman at (989) 856-2102.