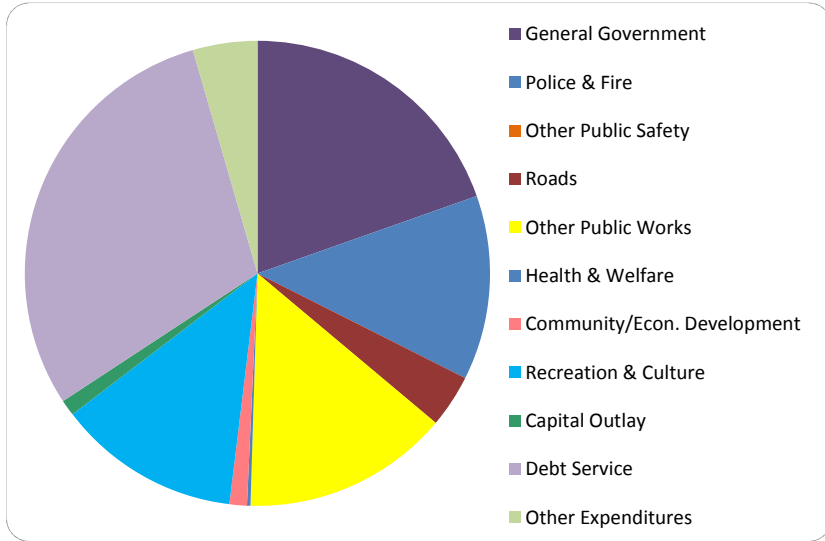


CITIZEN'S GUIDE TO LOCAL UNIT FINANCES - City of Caseville (32-2-015)

EXPENDITURES

1. Where we spend our money (all governmental funds)

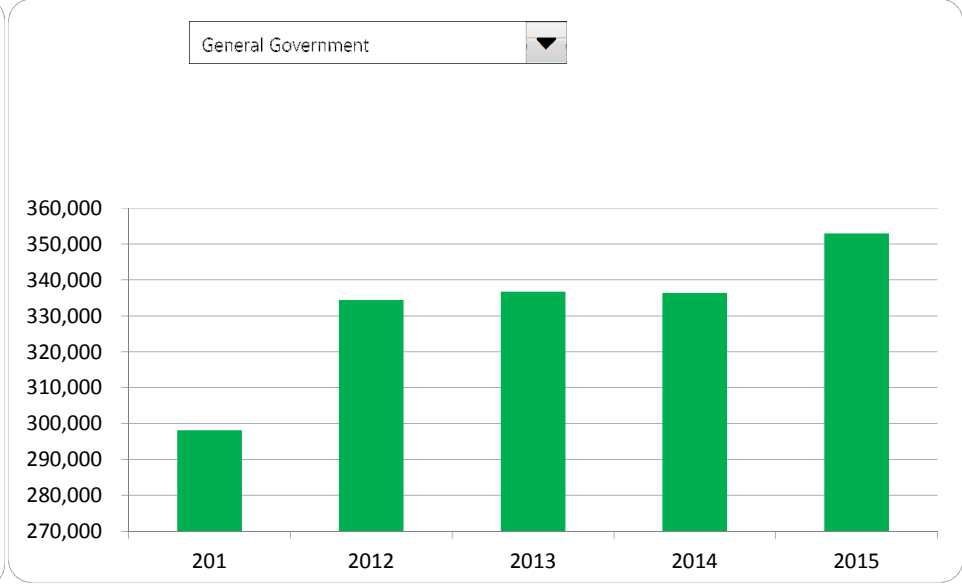
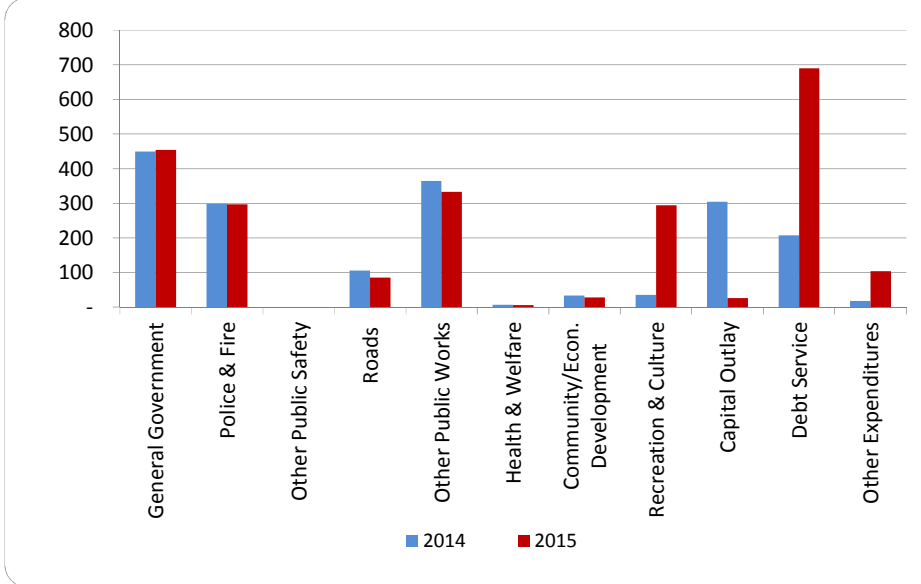
2. Compared to the prior year



	2014	2015	% change
General Government	\$ 336,389	\$ 353,015	4.94%
Police & Fire	223,929	230,796	3.07%
Other Public Safety	-	-	N/A
Roads	79,203	66,313	-16.27%
Other Public Works	272,639	258,476	-5.19%
Health & Welfare	4,662	4,662	0.00%
Community/Econ. Development	25,068	21,780	-13.12%
Recreation & Culture	26,284	228,735	770.24%
Capital Outlay	227,974	20,201	-91.14%
Debt Service	155,517	535,828	244.55%
Other Expenditures	12,861	80,625	526.90%
Total Expenditures	\$ 1,364,526	\$ 1,800,431	31.95%

3. Spending per capita - compared to the prior year

4. Historical trends of individual departments:



Commentary:

For more information on our unit's finances, contact Jamie Learman at (989) 856-2102.