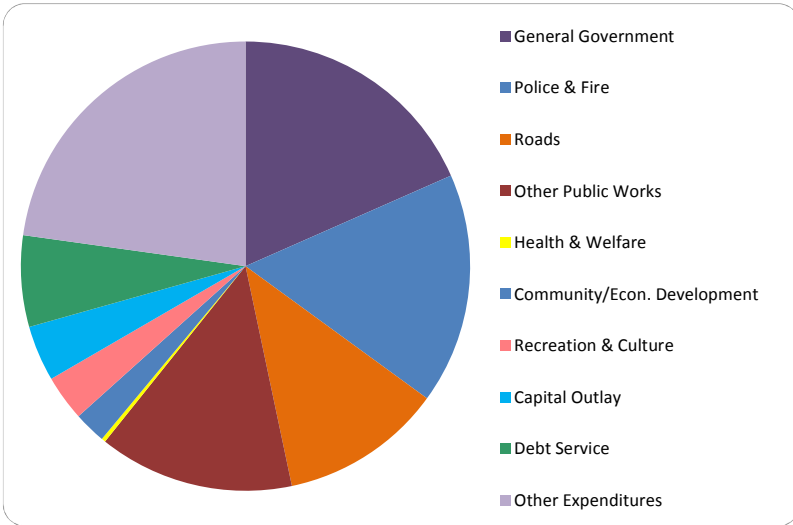


CITIZEN'S GUIDE TO LOCAL UNIT FINANCES - City of Caseville (32-2-015)

EXPENDITURES

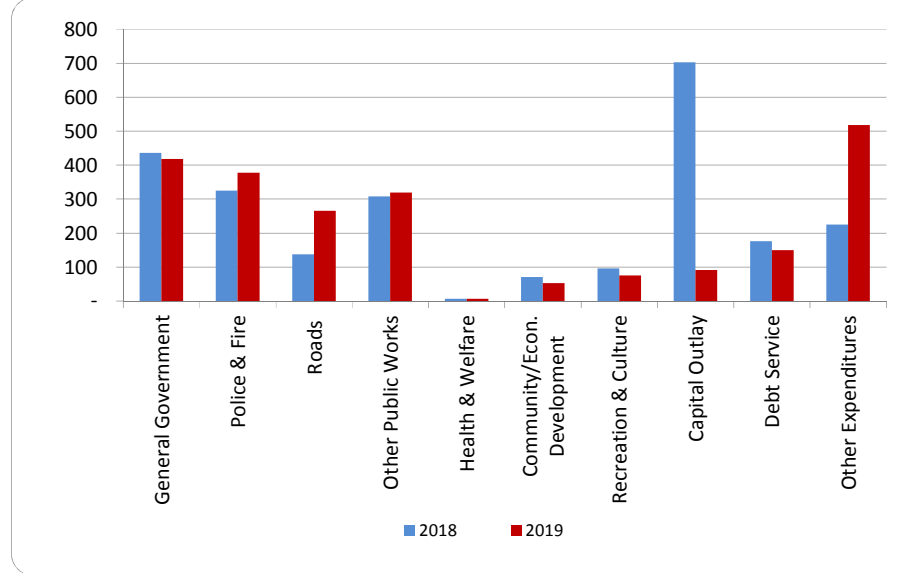
1. Where we spend our money (all governmental funds)



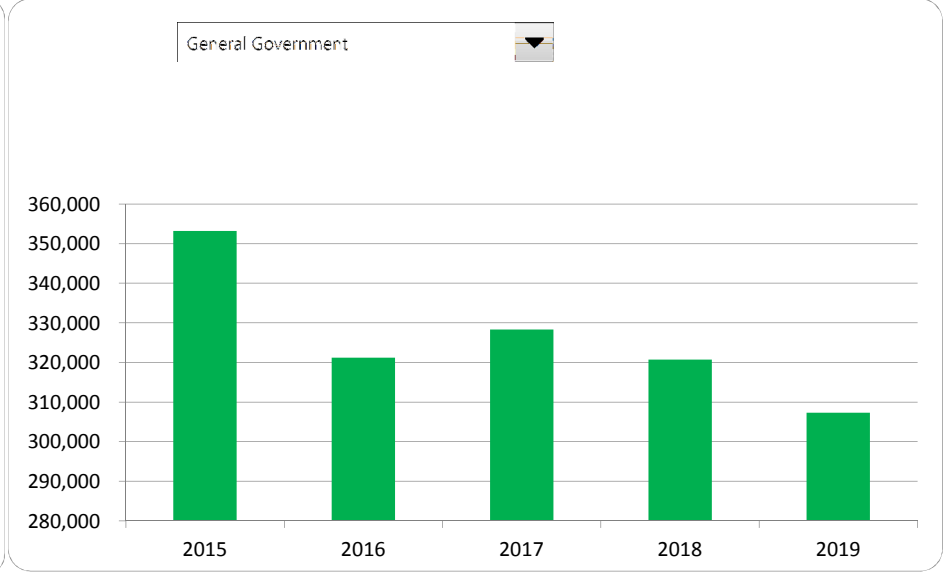
2. Compared to the prior year

	<u>2018</u>	<u>2019</u>	<u>% change</u>
General Government	\$ 320,719	\$ 307,282	-4.19%
Police & Fire	238,563	277,915	16.50%
Other Public Safety	-	-	N/A
Roads	100,794	195,021	93.48%
Other Public Works	226,679	234,860	3.61%
Health & Welfare	4,662	4,662	0.00%
Community/Econ. Development	51,779	38,578	-25.49%
Recreation & Culture	70,780	55,035	-22.24%
Capital Outlay	516,641	66,753	-87.08%
Debt Service	129,580	109,966	-15.14%
Other Expenditures	165,465	380,719	130.09%
Total Expenditures	\$ 1,825,662	\$ 1,670,791	-8.48%

3. Spending per capita - compared to the prior year



4. Historical trends of individual departments:



Commentary:

For more information on our unit's finances, contact Jamie Learman at (989) 856-2102.