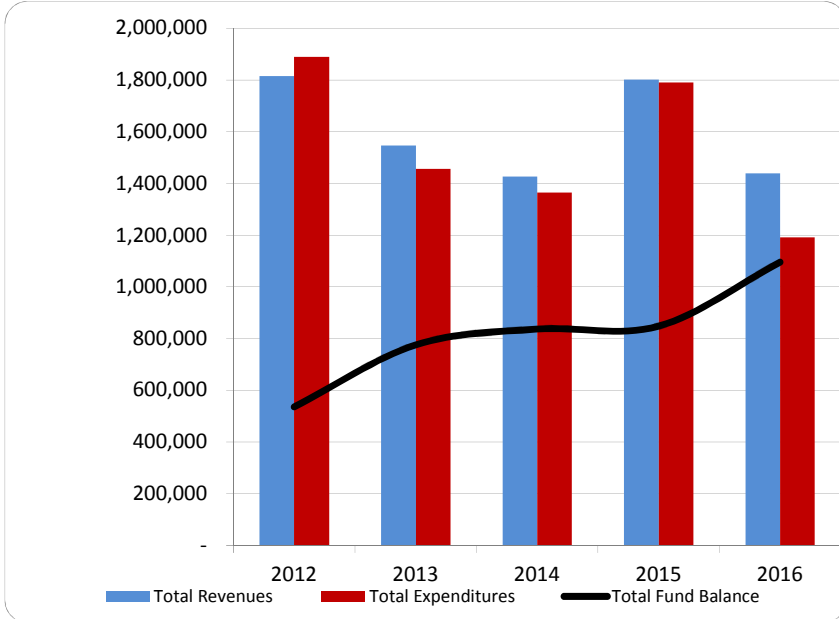
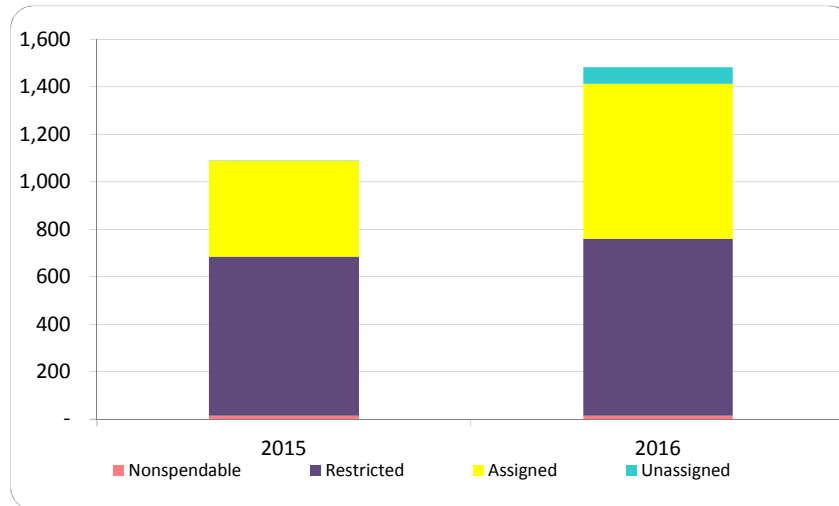


CITIZEN'S GUIDE TO LOCAL UNIT FINANCES - City of Caseville (32-2-015)

1. How have we managed our governmental fund resources (fund balance)?



3. Fund balance per capita - compared to the prior year

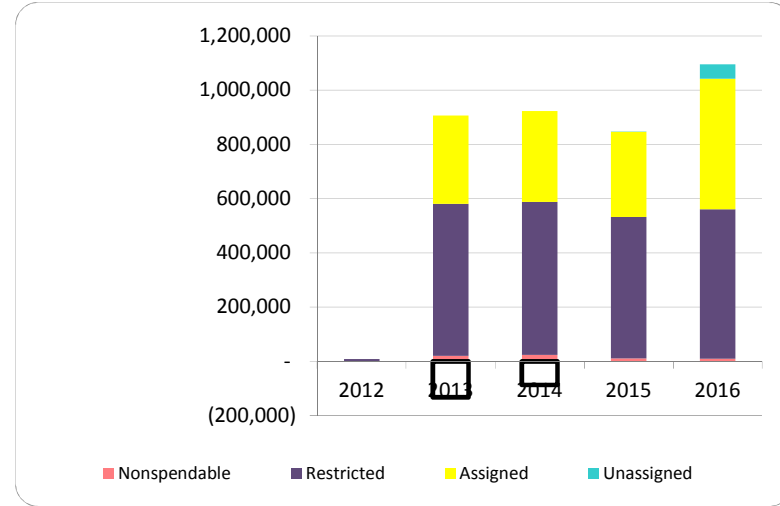


FINANCIAL POSITION

2. Compared to the prior year

	2015	2016	% change
Revenue	1,800,553	1,438,514	-20.11%
Expenditures	1,789,184	1,191,054	-33.43%
Surplus (shortfall)	11,369	247,460	2076.62%
Fund balance, by component:			
Nonspendable	12,082	10,886	-9.90%
Restricted	520,855	551,182	5.82%
Committed	-	-	N/A
Assigned	314,518	481,243	53.01%
Unassigned	710	52,314	7268.17%
total fund balance	848,165	1,095,625	29.18%

4. Historical trends of individual components



Commentary: