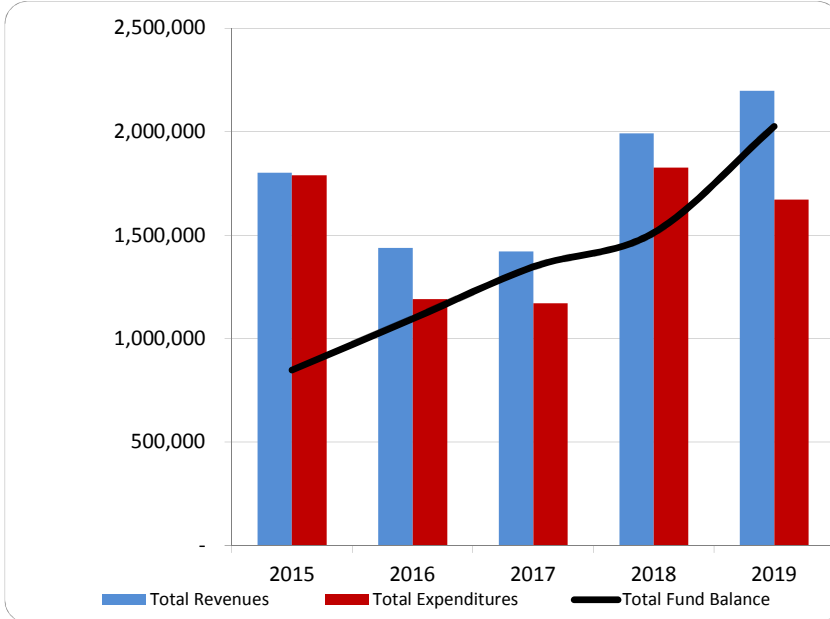
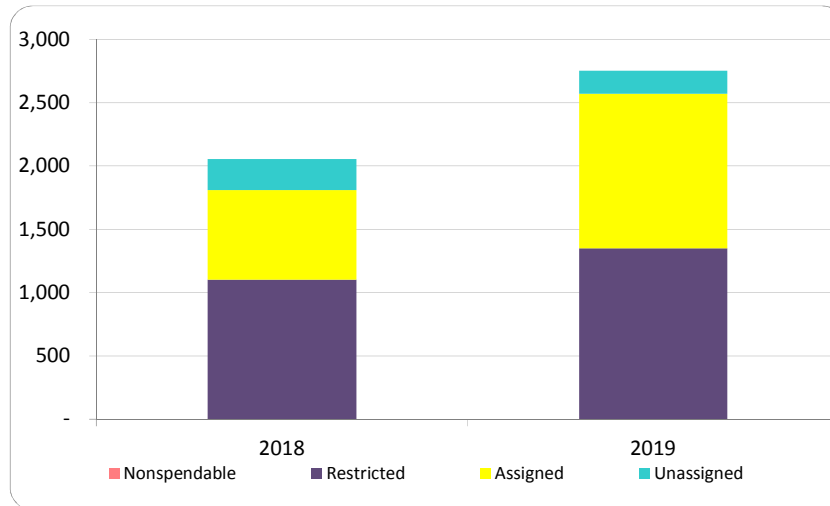


CITIZEN'S GUIDE TO LOCAL UNIT FINANCES - City of Caseville (32-2-015)

1. How have we managed our governmental fund resources (fund balance)?



3. Fund balance per capita - compared to the prior year

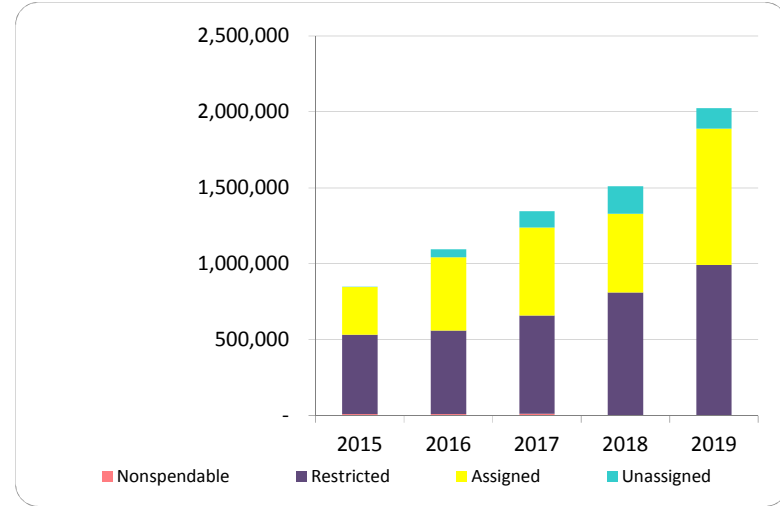


FINANCIAL POSITION

2. Compared to the prior year

	2018	2019	% change
Revenue	1,990,587	2,196,940	10.37%
Expenditures	1,825,662	1,670,791	-8.48%
Surplus (shortfall)	164,925	526,149	219.02%
Fund balance, by component:			
Nonspendable	450	1,510	235.56%
Restricted	810,747	992,295	22.39%
Committed	-	-	N/A
Assigned	519,991	897,758	72.65%
Unassigned	180,256	133,481	-25.95%
total fund balance	1,511,444	2,025,044	33.98%

4. Historical trends of individual components



Commentary: