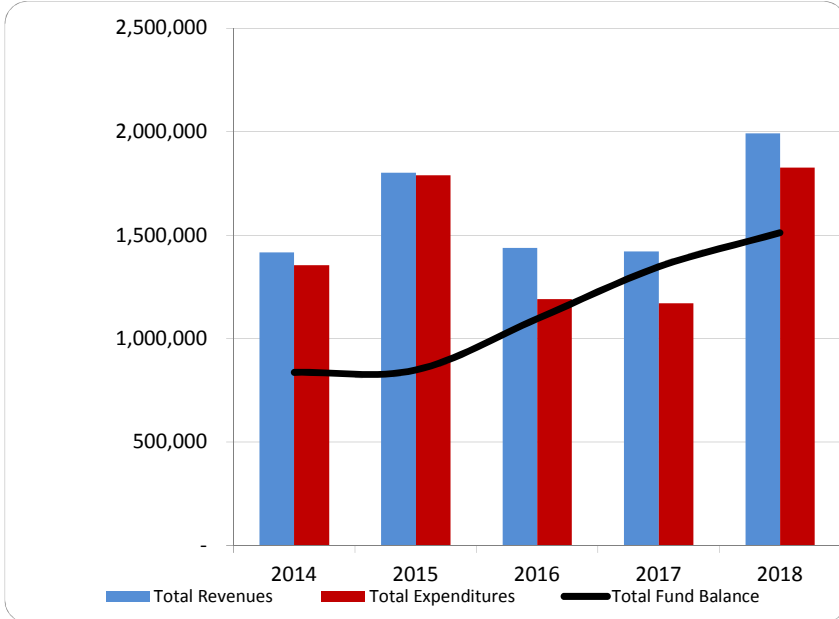
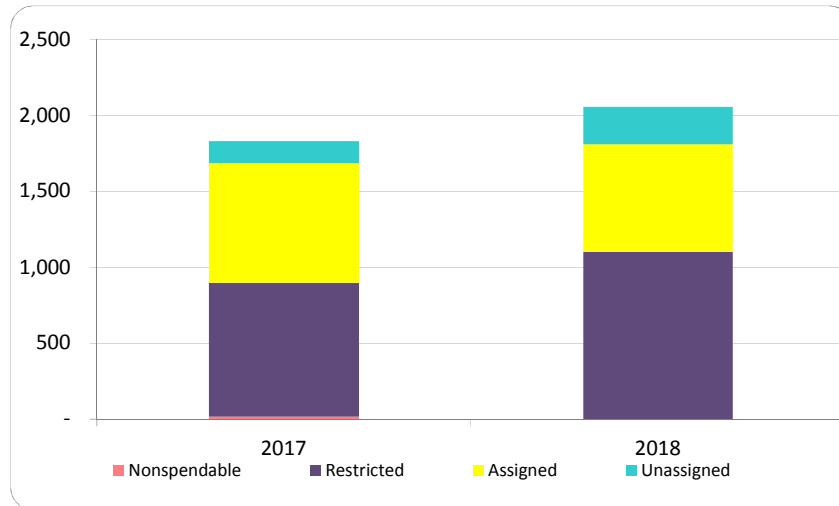


CITIZEN'S GUIDE TO LOCAL UNIT FINANCES - City of Caseville (32-2-015)

1. How have we managed our governmental fund resources (fund balance)?



3. Fund balance per capita - compared to the prior year

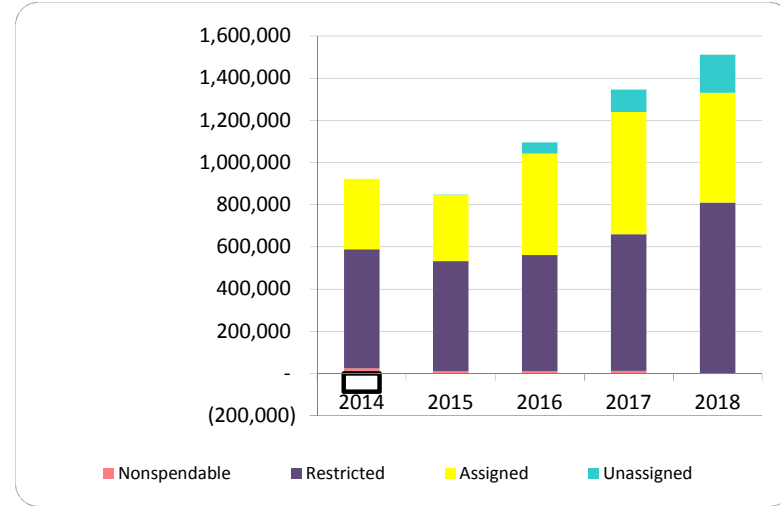


FINANCIAL POSITION

2. Compared to the prior year

	2017	2018	% change
Revenue	1,422,173	1,990,587	39.97%
Expenditures	1,171,279	1,825,662	55.87%
Surplus (shortfall)	250,894	164,925	-34.27%
Fund balance, by component:			
Nonspendable	12,563	450	-96.42%
Restricted	647,782	810,747	25.16%
Committed	-	-	N/A
Assigned	579,228	519,991	-10.23%
Unassigned	106,946	180,256	68.55%
total fund balance	1,346,519	1,511,444	12.25%

4. Historical trends of individual components



Commentary:

For more information on our unit's finances, contact Jamie Learman at (989) 856-2102.