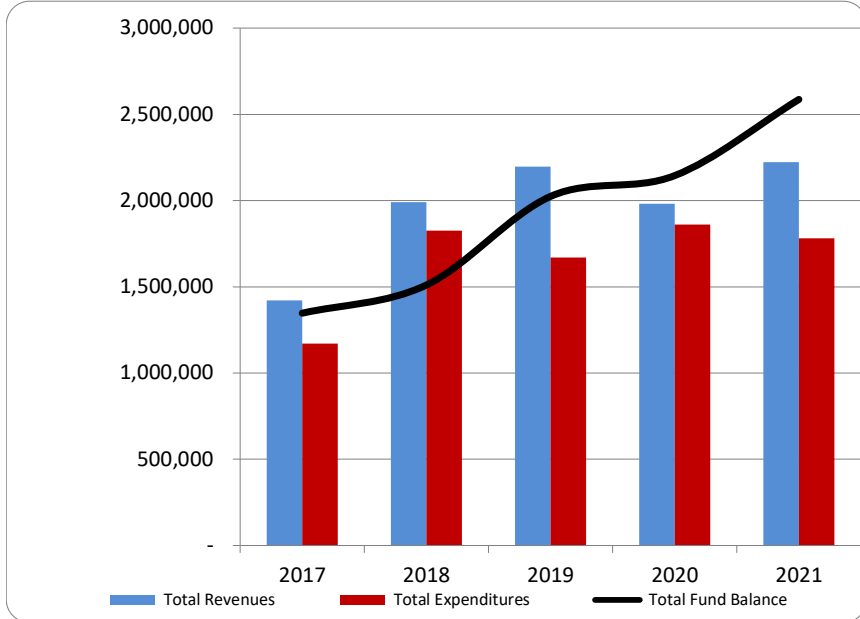


**CITIZEN'S GUIDE TO LOCAL UNIT FINANCES - City of Caseville (32-2-015)**

**FINANCIAL POSITION**

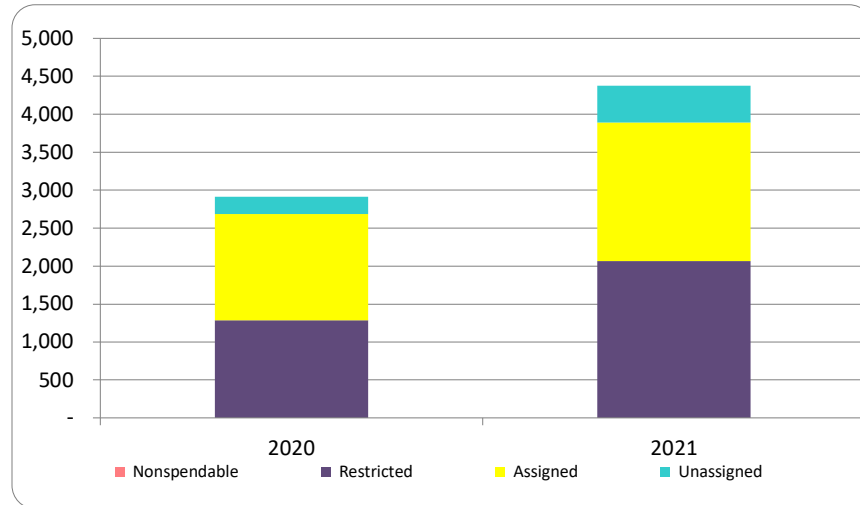
1. How have we managed our governmental fund resources (fund balance)?



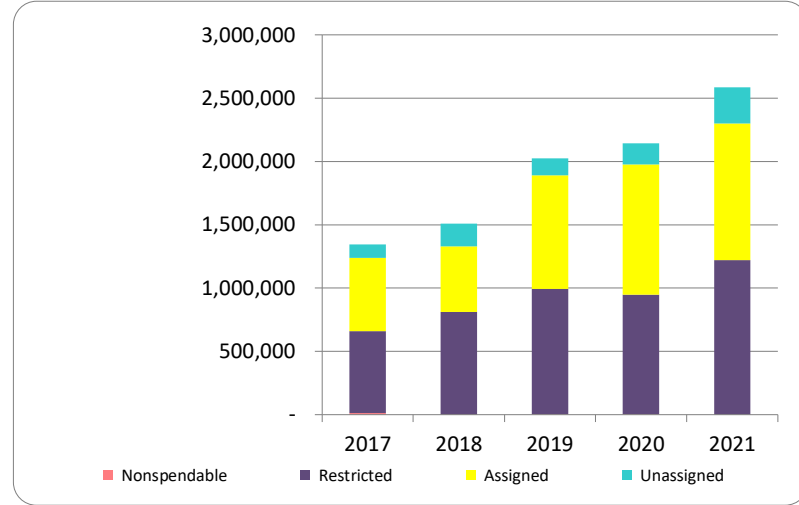
2. Compared to the prior year

	2020	2021	% change
Revenue	1,981,842	2,223,727	12.21%
Expenditures	1,862,184	1,781,445	-4.34%
Surplus (shortfall)	119,658	442,282	269.62%
Fund balance, by component:			
Nonspendable	1,326	-	-100.00%
Restricted	946,093	1,220,749	29.03%
Committed	-	-	N/A
Assigned	1,029,144	1,079,995	4.94%
Unassigned	168,139	286,240	70.24%
total fund balance	2,144,702	2,586,984	20.62%

3. Fund balance per capita - compared to the prior year



4. Historical trends of individual components



Commentary:

For more information on our unit's finances, contact Jamie Learman at (989) 856-2102.