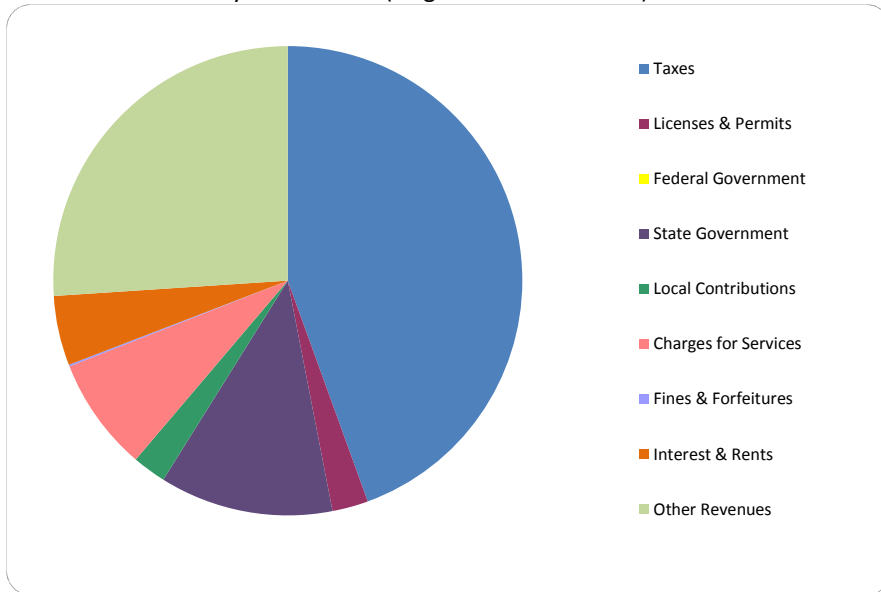


**CITIZEN'S GUIDE TO LOCAL UNIT FINANCES - City of Caseville (32-2-015)**

**REVENUES**

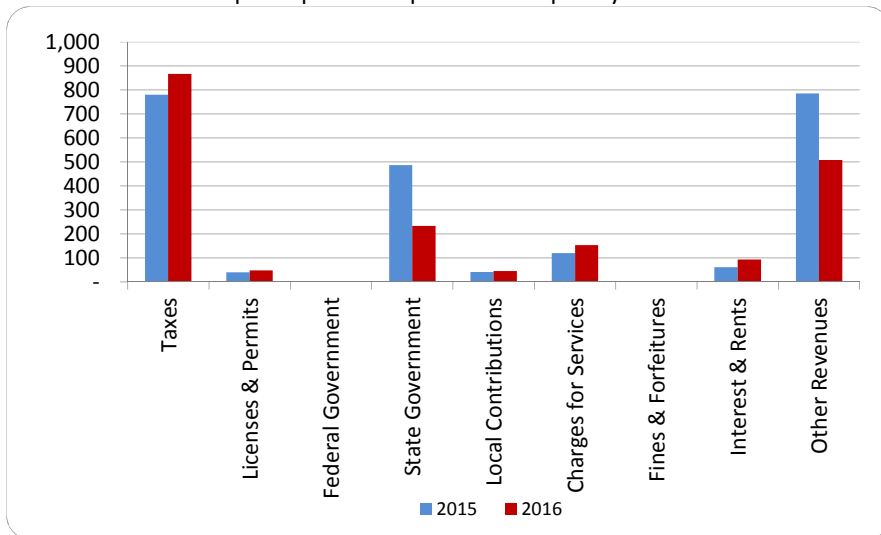
**1. Where our money comes from (all governmental funds)**



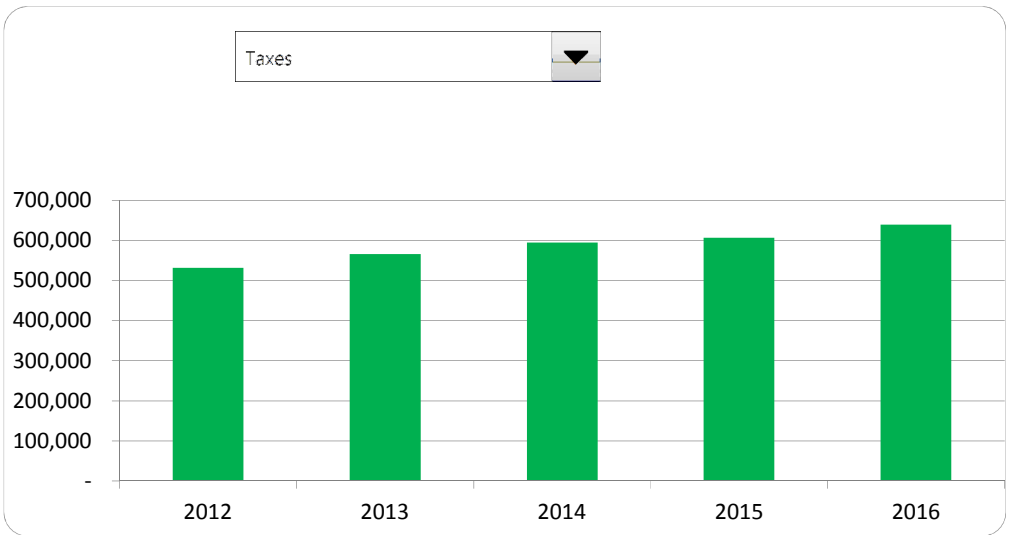
**2. Compared to the prior year**

	<u>2015</u>	<u>2016</u>	<u>% change</u>
Taxes	\$ 606,676	\$ 639,531	5.42%
Licenses & Permits	30,542	35,751	17.06%
Federal Government	-	-	N/A
State Government	378,061	172,119	-54.47%
Local Contributions	32,484	33,262	2.40%
Charges for Services	93,016	112,633	21.09%
Fines & Forfeitures	931	1,578	69.50%
Interest & Rents	48,045	69,049	43.72%
Other Revenues	610,798	374,591	-38.67%
<b>Total Revenues</b>	<b>\$ 1,800,553</b>	<b>\$ 1,438,514</b>	<b>-20.11%</b>

**3. Revenue sources per capita - compared to the prior year**



**4. Historical trends of individual sources**



Commentary:

For more information on our unit's finances, contact Jamie Learman at (989) 856-2102.