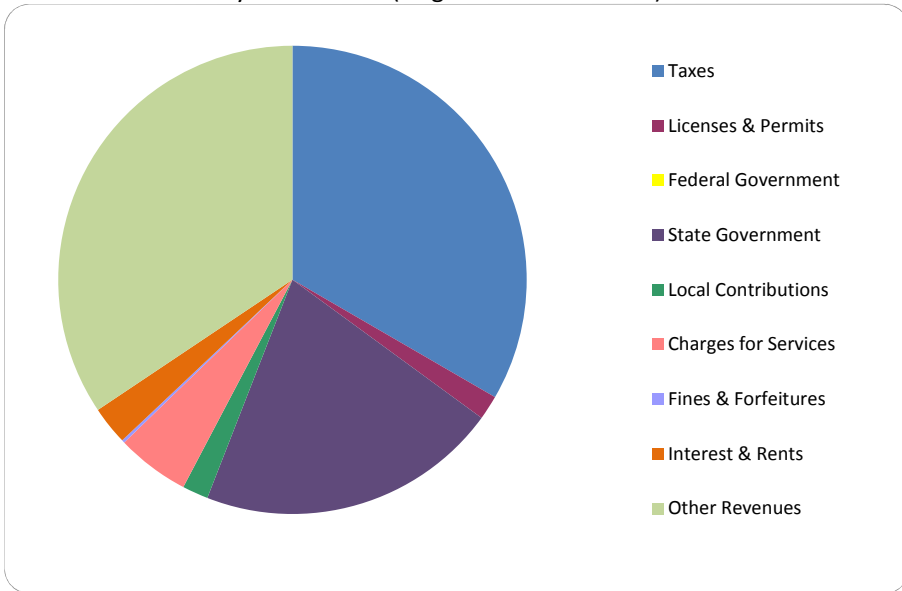


CITIZEN'S GUIDE TO LOCAL UNIT FINANCES - City of Caseville (32-2-015)

REVENUES

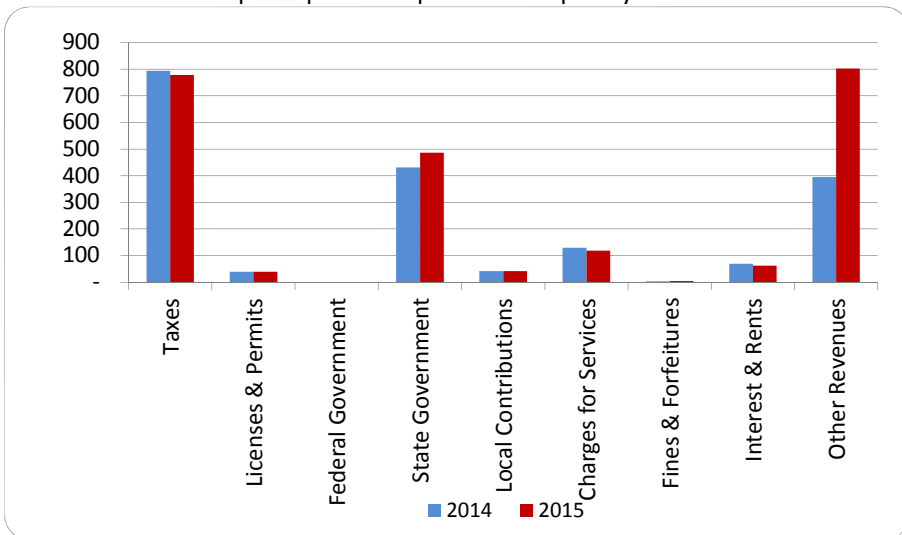
1. Where our money comes from (all governmental funds)



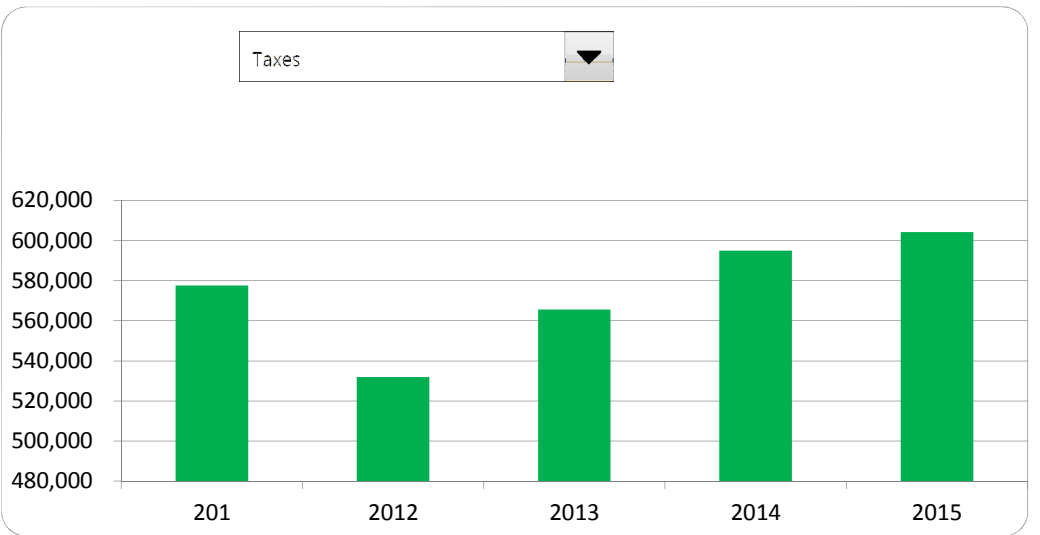
2. Compared to the prior year

	<u>2014</u>	<u>2015</u>	<u>% change</u>
Taxes	\$ 594,989	\$ 604,195	1.55%
Licenses & Permits	29,069	30,732	5.72%
Federal Government	-	-	N/A
State Government	322,755	378,062	17.14%
Local Contributions	31,632	32,484	2.69%
Charges for Services	96,688	91,981	-4.87%
Fines & Forfeitures	2,600	3,412	31.23%
Interest & Rents	51,870	48,045	-7.37%
Other Revenues	296,158	622,892	110.32%
Total Revenues	\$ 1,425,761	\$ 1,811,803	27.08%

3. Revenue sources per capita - compared to the prior year



4. Historical trends of individual sources



Commentary:

For more information on our unit's finances, contact Jamie Learman at (989) 856-2102.