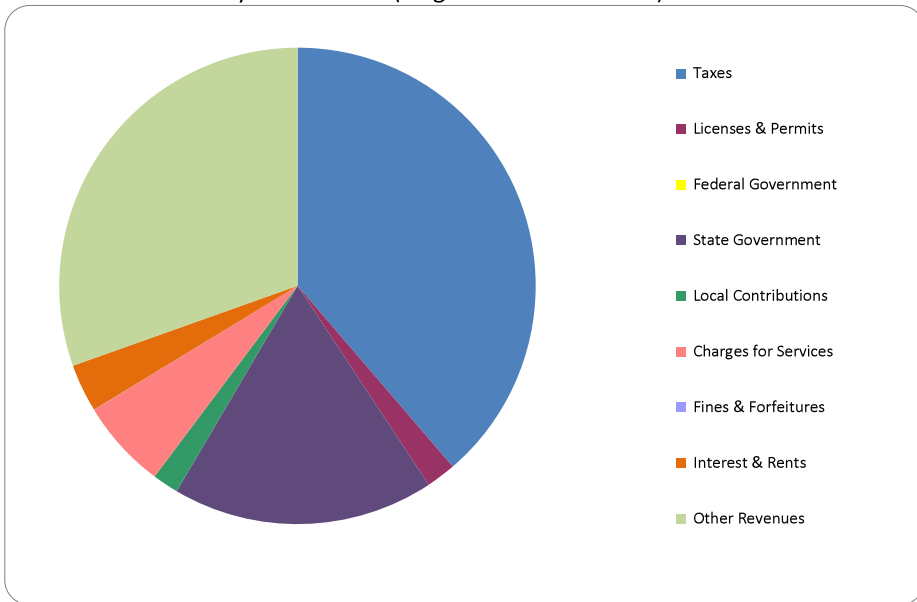


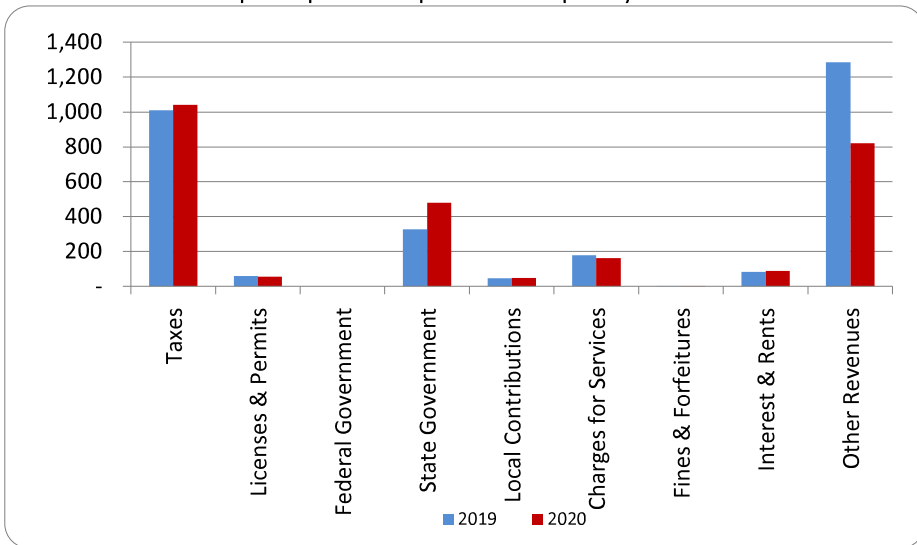
1. Where our money comes from (all governmental funds)



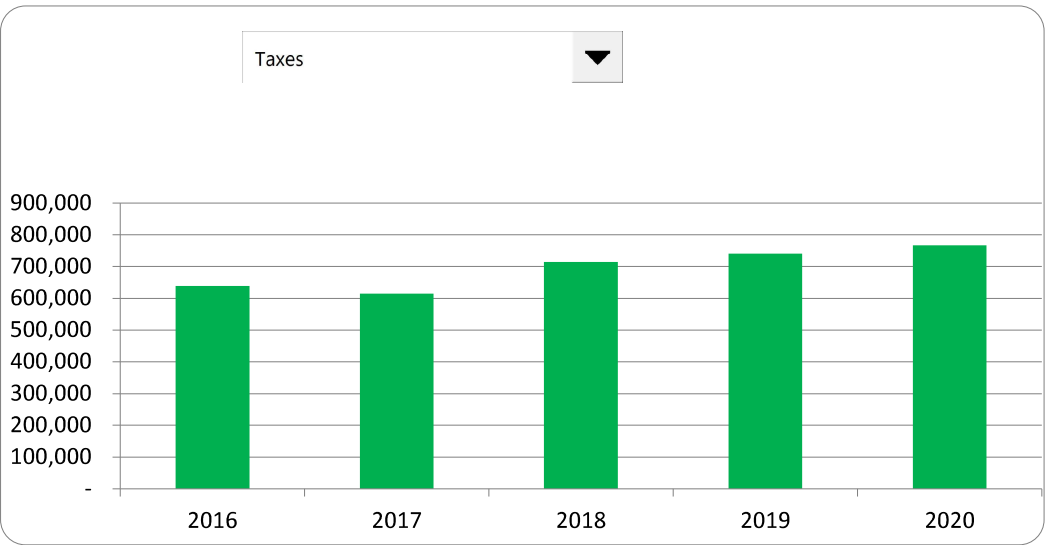
2. Compared to the prior year

	<u>2019</u>	<u>2020</u>	<u>% change</u>
Taxes	\$ 741,518	\$ 766,852	3.42%
Licenses & Permits	42,578	40,200	-5.59%
Federal Government	-	-	N/A
State Government	240,252	351,725	46.40%
Local Contributions	34,316	35,281	2.81%
Charges for Services	131,537	119,572	-9.10%
Fines & Forfeitures	559	274	-50.98%
Interest & Rents	60,606	64,836	6.98%
Other Revenues	945,574	603,102	-36.22%
<b>Total Revenues</b>	<b>\$ 2,196,940</b>	<b>\$ 1,981,842</b>	<b>-9.79%</b>

3. Revenue sources per capita - compared to the prior year



4. Historical trends of individual sources



Commentary:

For more information on our unit's finances, contact Jamie Learman at (989) 856-2102.