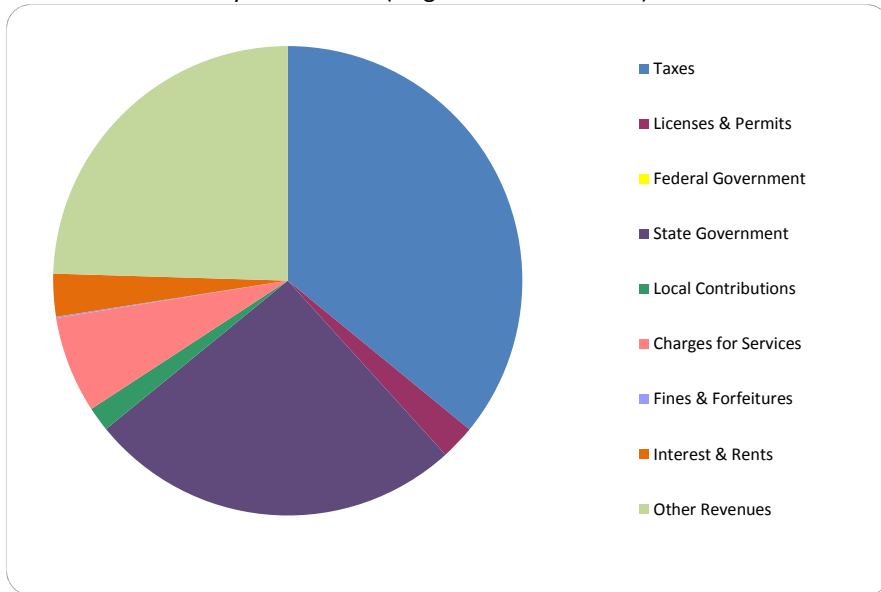


**CITIZEN'S GUIDE TO LOCAL UNIT FINANCES - City of Caseville (32-2-015)**

**REVENUES**

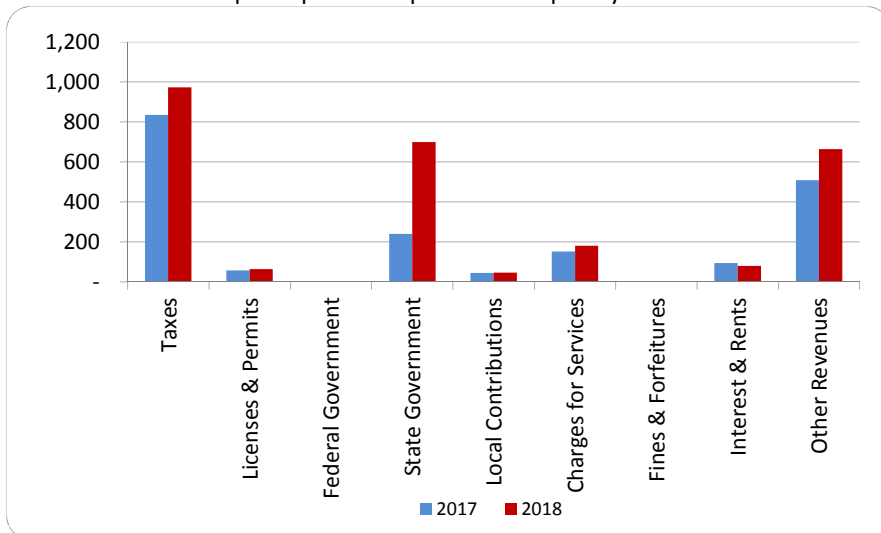
**1. Where our money comes from (all governmental funds)**



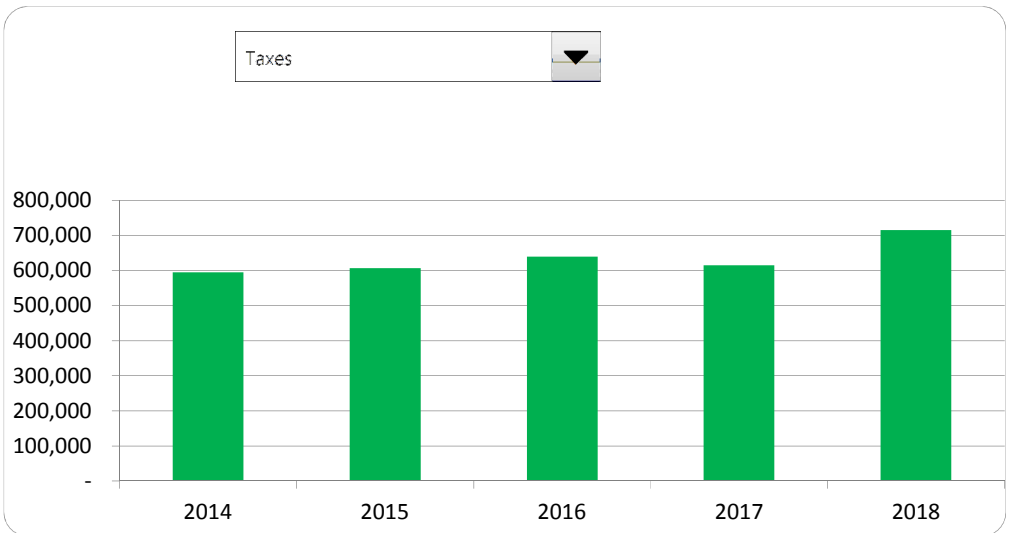
**2. Compared to the prior year**

	<u>2017</u>	<u>2018</u>	<u>% change</u>
Taxes	\$ 614,670	\$ 714,964	16.32%
Licenses & Permits	42,287	47,118	11.42%
Federal Government	-	-	N/A
State Government	176,917	514,229	190.66%
Local Contributions	32,829	33,563	2.24%
Charges for Services	111,348	132,577	19.07%
Fines & Forfeitures	917	1,497	63.25%
Interest & Rents	68,907	58,777	-14.70%
Other Revenues	374,298	487,862	30.34%
<b>Total Revenues</b>	<b>\$ 1,422,173</b>	<b>\$ 1,990,587</b>	<b>39.97%</b>

**3. Revenue sources per capita - compared to the prior year**



**4. Historical trends of individual sources**



Commentary:

For more information on our unit's finances, contact Jamie Learman at (989) 856-2102.