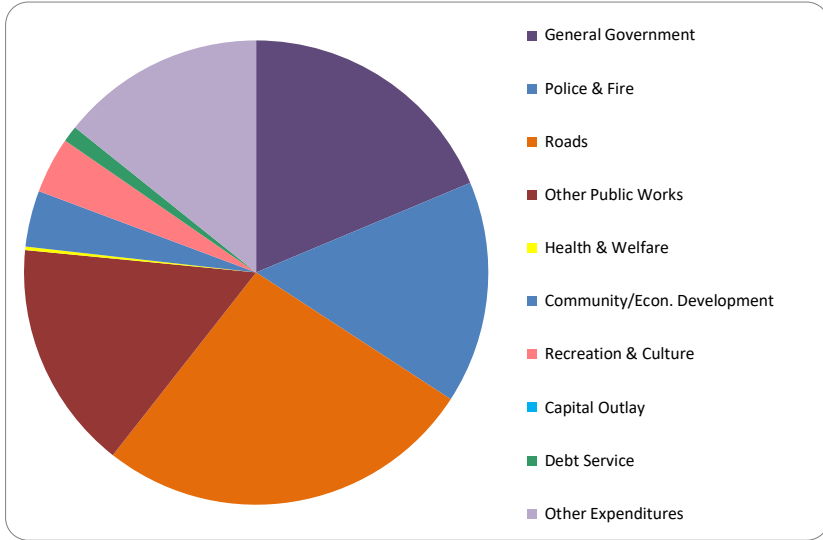


CITIZEN'S GUIDE TO LOCAL UNIT FINANCES - City of Caseville (32-2-015)

EXPENDITURES

1. Where we spend our money (all governmental funds)

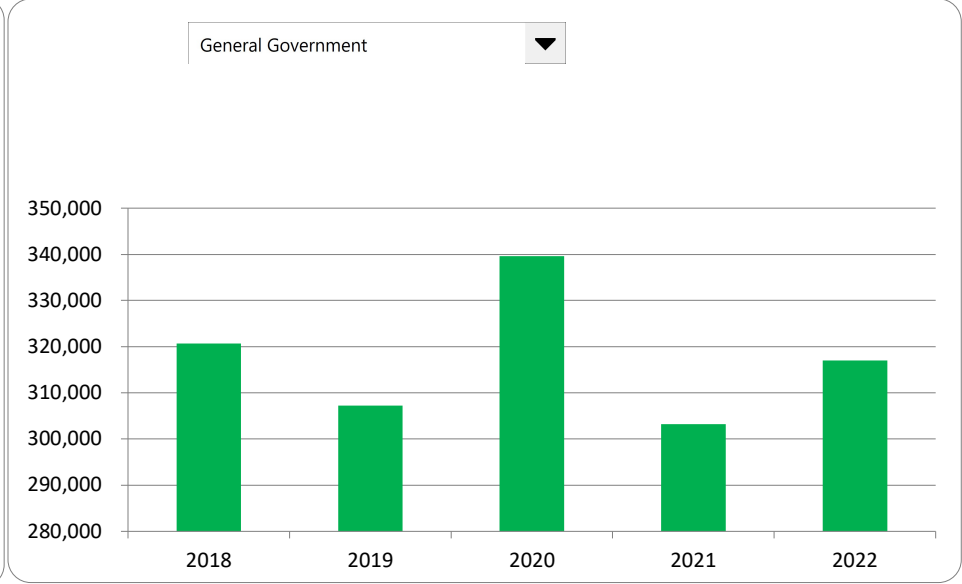
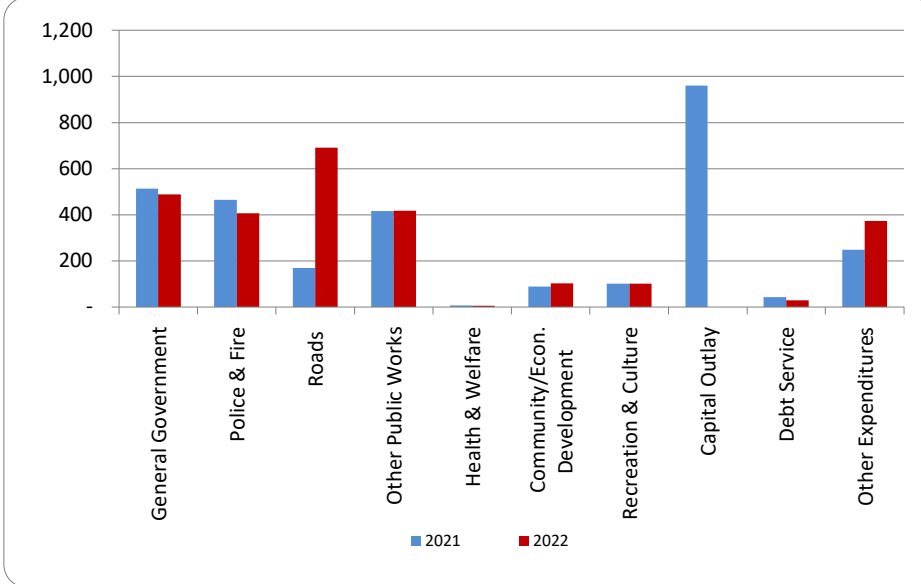
2. Compared to the prior year



	<u>2021</u>	<u>2022</u>	<u>% change</u>
General Government	\$ 303,203	\$ 316,974	4.54%
Police & Fire	274,655	262,971	-4.25%
Other Public Safety	-	-	N/A
Roads	99,891	447,964	348.45%
Other Public Works	246,133	270,639	9.96%
Health & Welfare	4,662	3,912	-16.09%
Community/Econ. Development	52,620	66,694	26.75%
Recreation & Culture	60,616	66,313	9.40%
Capital Outlay	567,229	-	-100.00%
Debt Service	25,822	19,019	-26.35%
Other Expenditures	146,614	242,018	65.07%
Total Expenditures	\$ 1,781,445	\$ 1,696,504	-4.77%

3. Spending per capita - compared to the prior year

4. Historical trends of individual departments:



Commentary:

For more information on our unit's finances, contact Jamie Learman at (989) 856-2102.