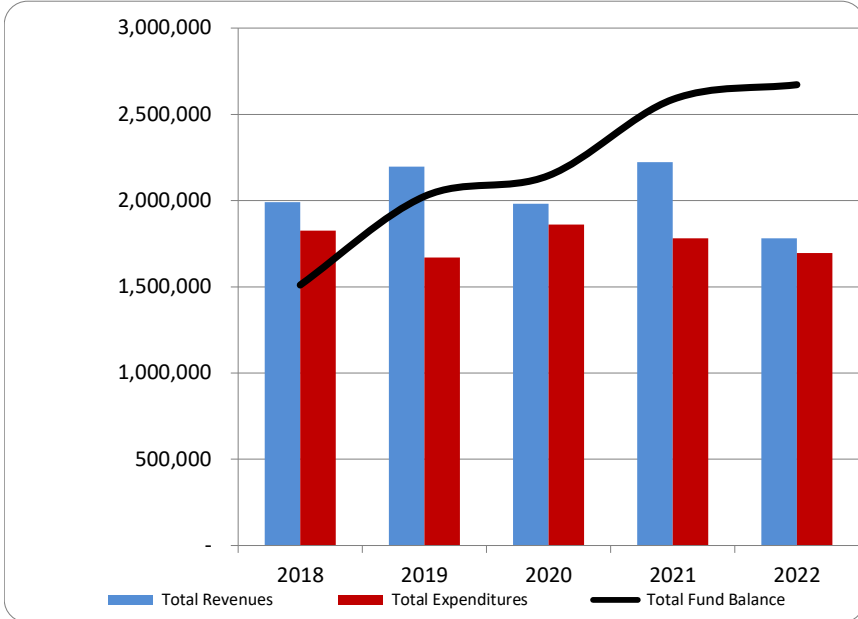


CITIZEN'S GUIDE TO LOCAL UNIT FINANCES - City of Caseville (32-2-015)

FINANCIAL POSITION

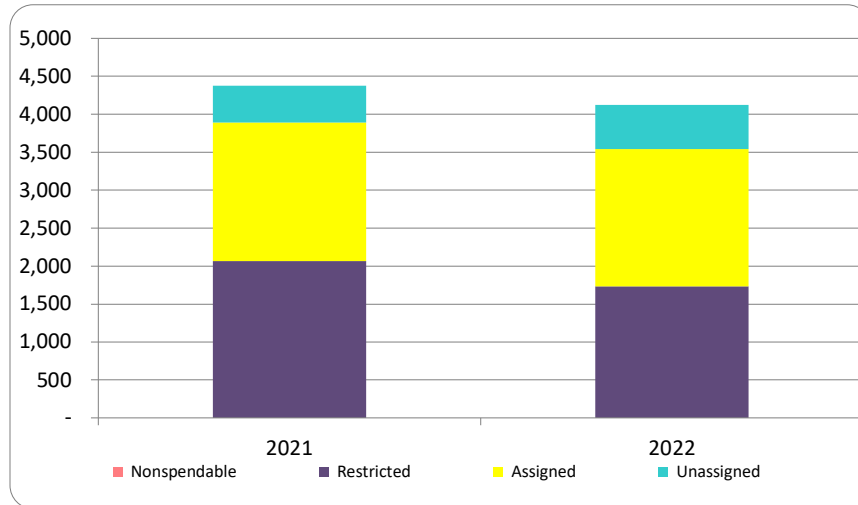
1. How have we managed our governmental fund resources (fund balance)?



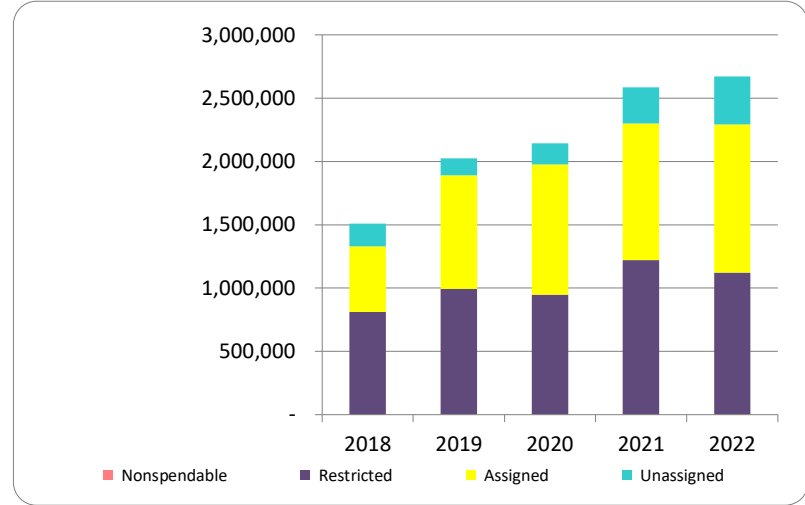
2. Compared to the prior year

	2021	2022	% change
Revenue	2,223,727	1,782,029	-19.86%
Expenditures	1,781,445	1,696,504	-4.77%
Surplus (shortfall)	442,282	85,525	-80.66%
Fund balance, by component:			
Nondisposable	-	2,172	N/A
Restricted	1,220,749	1,121,114	-8.16%
Committed	-	-	N/A
Assigned	1,079,995	1,171,520	8.47%
Unassigned	286,240	377,703	31.95%
total fund balance	2,586,984	2,672,509	3.31%

3. Fund balance per capita - compared to the prior year



4. Historical trends of individual components



Commentary:

For more information on our unit's finances, contact Jamie Learman at (989) 856-2102.