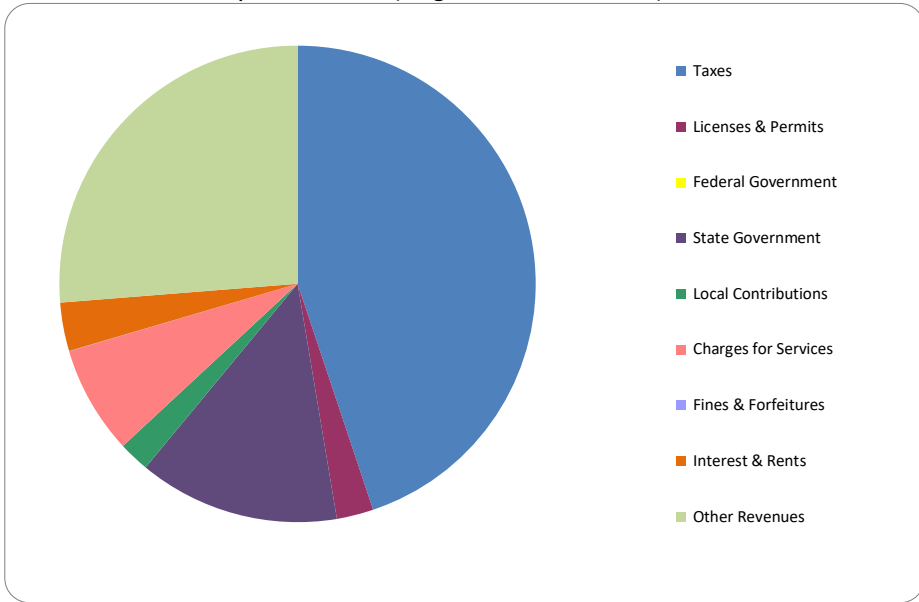


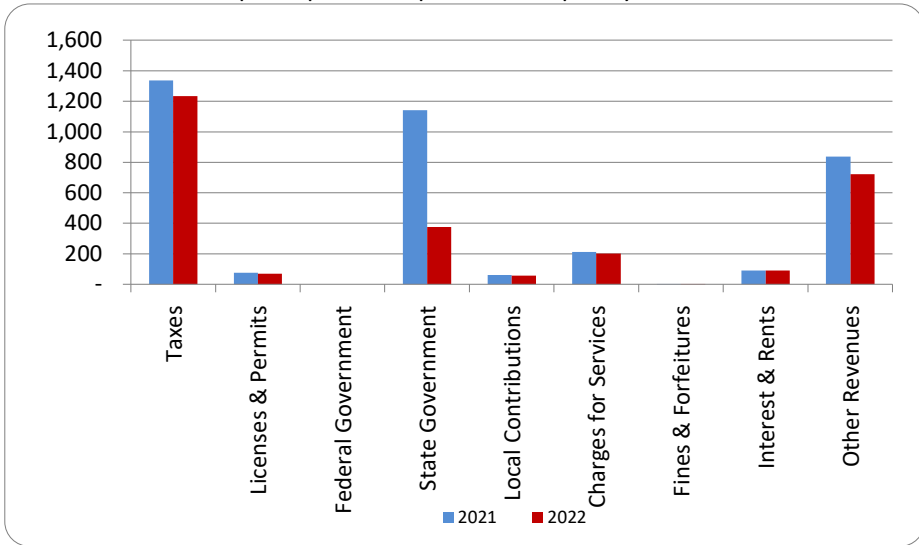
1. Where our money comes from (all governmental funds)



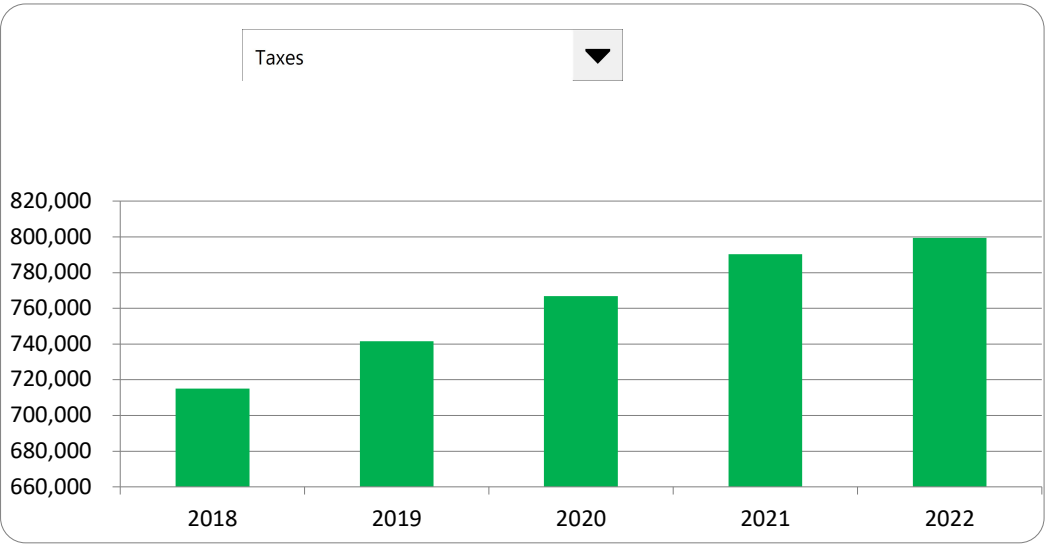
2. Compared to the prior year

	<u>2021</u>	<u>2022</u>	<u>% change</u>
Taxes	\$ 790,343	\$ 799,509	1.16%
Licenses & Permits	45,784	44,524	-2.75%
Federal Government	-	-	N/A
State Government	675,235	243,055	-64.00%
Local Contributions	36,446	37,352	2.49%
Charges for Services	126,126	130,913	3.80%
Fines & Forfeitures	527	172	-67.36%
Interest & Rents	53,822	58,485	8.66%
Other Revenues	495,444	468,019	-5.54%
Total Revenues	\$ 2,223,727	\$ 1,782,029	-19.86%

3. Revenue sources per capita - compared to the prior year



4. Historical trends of individual sources



Commentary:

For more information on our unit's finances, contact Jamie Learman at (989) 856-2102.