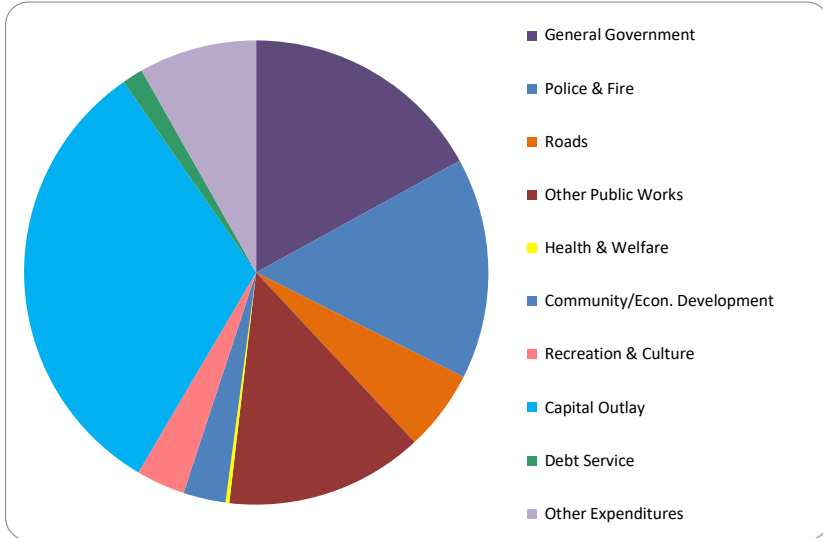


**CITIZEN'S GUIDE TO LOCAL UNIT FINANCES - City of Caseville (32-2-015)**

**EXPENDITURES**

**1. Where we spend our money (all governmental funds)**

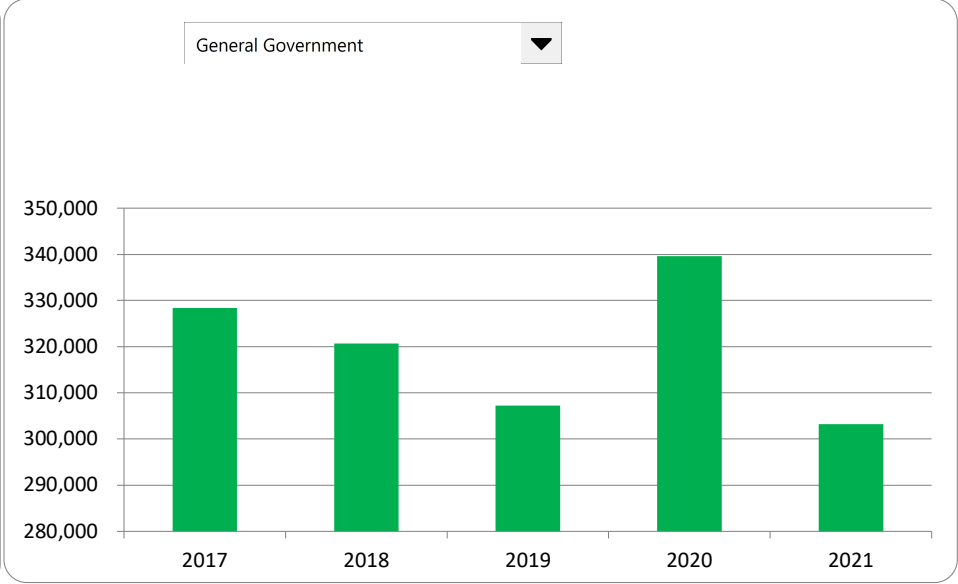
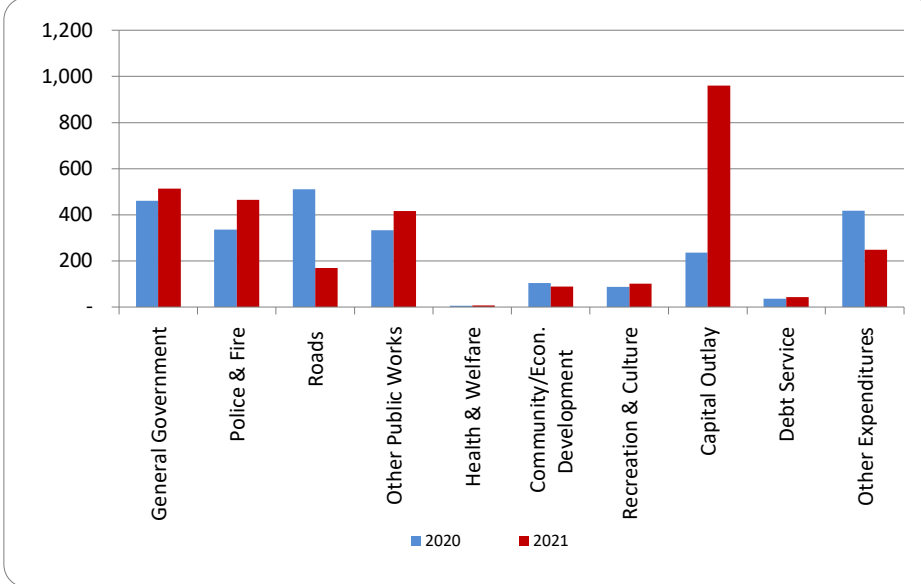
**2. Compared to the prior year**



	<u>2020</u>	<u>2021</u>	<u>% change</u>
General Government	\$ 339,658	\$ 303,203	-10.73%
Police & Fire	247,446	274,655	11.00%
Other Public Safety	-	-	N/A
Roads	376,047	99,891	-73.44%
Other Public Works	244,847	246,133	0.53%
Health & Welfare	4,662	4,662	0.00%
Community/Econ. Development	76,849	52,620	-31.53%
Recreation & Culture	65,074	60,616	-6.85%
Capital Outlay	173,855	567,229	226.27%
Debt Service	26,482	25,822	-2.49%
Other Expenditures	307,264	146,614	-52.28%
<b>Total Expenditures</b>	<b>\$ 1,862,184</b>	<b>\$ 1,781,445</b>	<b>-4.34%</b>

**3. Spending per capita - compared to the prior year**

**4. Historical trends of individual departments:**



Commentary:

For more information on our unit's finances, contact Jamie Learman at (989) 856-2102.